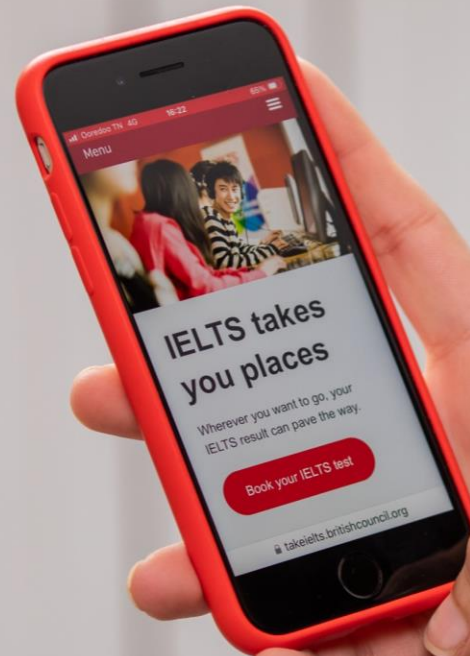


IELTS Online Registration 5 Minutes Instruction



Step 1: Select your IELTS test

Access the Online IELTS Test registration system at:

 | <https://ieltsregistration.britishcouncil.org>

On the home page, you will easily see three IELTS test options respectively:

- 1 IELTS Academic
- 2 IELTS General Training
- 3 IELTS UKVI



Scan Me to Register!

Important

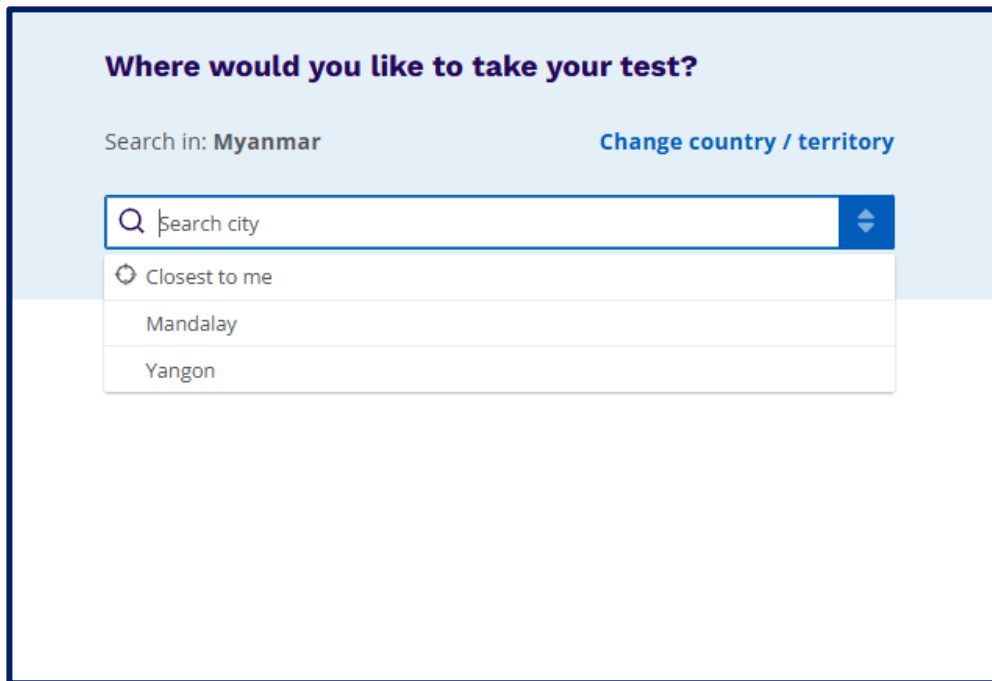
Please choose your test according to your purpose of use.

The screenshot shows the IELTS registration page with three main sections:

- IELTS Academic**: Take this test if you want to study at undergraduate or postgraduate level, or join a professional organisation anywhere in the world.
- IELTS General Training**: Take this test if you want to study at below degree level or work anywhere in the world.
- IELTS for UK Visas**: UK government approved Secure English Language Tests for those who need a Work/ Spouse Visa, or who are planning to study a course below degree level, or at a UK institution not recognised by UKVI.

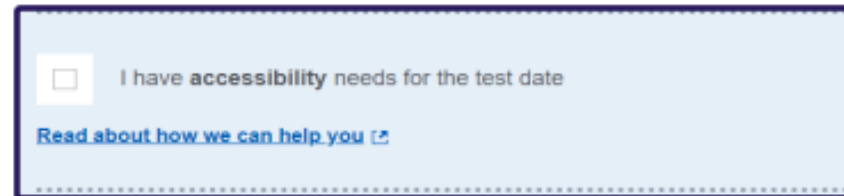
Step 2: Select your test location

In the country/ territory bar, find 'Myanmar' and click on it. Once you choose Myanmar, a list of cities will appear. Click on the city where you want to take the test.



The screenshot shows a web form titled "Where would you like to take your test?". At the top, it says "Search in: Myanmar" with a link to "Change country / territory". Below this is a search bar with a magnifying glass icon and the text "Search city". A dropdown menu is open, showing "Closest to me" with a refresh icon, and two city options: "Mandalay" and "Yangon".

If you do not require any special assistance for health reasons, please skip this section



The screenshot shows a light blue box with a checkbox and the text "I have accessibility needs for the test date". Below the checkbox is a link: "Read about how we can help you".

Notice

- If you have vision problems, hearing problems, dyslexia, or need medical assistance during the test, mark 'Yes' at the 'Special Arrangement' section.
- A list of support categories will appear (e.g., vision problems, hearing problems). Click the category that applies to you. For further information about available support and relevant regulations, you can read the section titled 'Read about how we can help you'.
- You'll need to provide additional documents to verify your needs.

Step 3: Select your test format and test dates

Choose your testing format

IELTS on computer
(results in 3-5 days)

IELTS on paper
(results in 13 days)

I don't mind

This will display both test formats

Select your desired test date in the list and then click **Search For Test**

Notice:

You can choose multiple test dates at the same time. Available test dates are bold and underlined.

When would you like to take your test?

Let me choose the dates

Show me all dates

Please use the calendar below

May 2025							June 2025						
Mo	Tu	We	Th	Fr	Sa	Su	Mo	Tu	We	Th	Fr	Sa	Su
				1	2	3	4						1
5	6	7	8	9	10	11	<u>2</u>	3	4	<u>5</u>	<u>6</u>	7	8
12	13	14	15	16	17	18	<u>9</u>	10	<u>11</u>	12	<u>13</u>	<u>14</u>	15
19	20	21	22	<u>23</u>	<u>24</u>	25	<u>16</u>	17	<u>18</u>	19	<u>20</u>	<u>21</u>	22
<u>26</u>	<u>27</u>	<u>28</u>	29	<u>30</u>	<u>31</u>		<u>23</u>	24	<u>25</u>	26	<u>27</u>	<u>28</u>	29
							<u>30</u>						

Step 4: Book your test date

British Council Junction City
3(A), Corner of 27th Street and Bo Gyoke Road, Rangoon [View on map](#)

Listening, Reading & Writing
IELTS on computer
22 May 2025
09:00 - 12:00

Speaking test [Change speaking schedule](#)
Video call at the test centre
22 May 2025
13:50 - 14:10

Price USD **Book Test**

Listening, Reading & Writing
IELTS on computer
22 May 2025
13:00 - 16:00

Speaking test [Change speaking schedule](#)
Video call at the test centre
22 May 2025
10:10 - 10:30

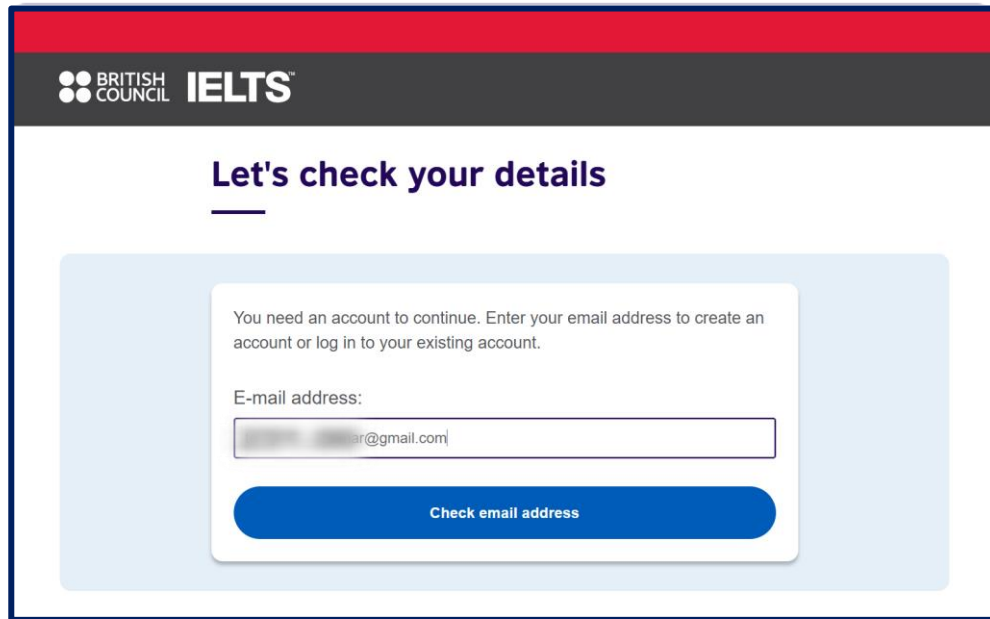
Price USD **Book Test**

Depending on the test format and test date you selected, find your desired test time, then select **Book Test** to continue.

Notice:

*You can change your default testing date for Speaking skill by selecting **Change speaking date**.*

Step 5: Let's check your details



The screenshot shows a web interface for the IELTS registration process. At the top, there is a red header with the British Council IELTS logo. Below the header, the page title is 'Let's check your details'. The main content area is a light blue box containing a white card. The card has the following text: 'You need an account to continue. Enter your email address to create an account or log in to your existing account.' Below this text is a label 'E-mail address:' followed by a text input field containing a blurred email address ending in '@gmail.com'. At the bottom of the card is a blue button labeled 'Check email address'.

Enter your email address and click on '**Check Email Address**' to allow the system to automatically identify whether the email is already registered.

If your email has not been registered in the system, you will be prompted to create a new account. Otherwise, you will be asked to enter your password to log in to your existing account

Step 5.1: Register for an account

Register for an account

You need a **British Council account** to access our services. If you already have an account you can [sign in](#).

Email

Password

[Hide](#)

Passwords must include


- ✓ 10 or more characters
- ✓ Lowercase letters
- ✓ Uppercase letters

And at least 1 of the following


- ✓ Number
- ✓ Special character (eg. ! @ # \$)

Notice:

Please use **real email address** and make a new password you'll remember. This is how we will send you exam information and results.

 **Password must-haves:** at least 8 characters long with mix letters and numbers. Include some lowercase letters and at least 1 uppercase letter (like a capital A).

Step 5.2: Confirm your email address

 BRITISH COUNCIL

Please confirm your email address

We've sent you an email to verify the address and activate your account.

If you haven't received an email we can [resend](#) it.

Verification code

[Complete registration](#)

If you don't have access to your email, you can [go back](#).

 BRITISH COUNCIL

Please confirm your email address

You have received this email because you've registered for a [British Council account](#).

Below is the verification code needed to activate your account. This code will expire in 10 minutes.

3 1 5 3 1 7

 **Notice:**

The verification code will be sent to the email address you provided when creating your account.

Step 6.1: Complete registration information

Step 1 of 5

Personal details

✓ Hi! You are now logged in.

Please note:
To continue with this booking you will need:
• An identification document of the test taker. Make sure you have a photocopy or a photo of the identification document at hand, as you will need to upload this as part of the booking process.

Who are you booking the test for?
You cannot book a test for a child under the age of 11. If your child is 18 or over, please ask them to register for themselves.

Myself
 My child (under 18 years old)

About you

Please note:
All personal details provided on this page must match the Test Taker's identification document used for registration and presented at the test location, as these will appear on the Test Taker's Test Report Form (TRF). Once registration is complete, you may be charged a fee if you ask us to modify any of this information before we issue the TRF. Please note that no modifications can be made after the TRF has been issued.

First / given names (including middle names):
This must match the name(s) on your identification document.
Testing Myanmar

Surname / family name:
This must match the name(s) on your identification document.
 I don't have a surname / family name

This part asks who will be taking the IELTS test. There are two options:

- 1 **You (18 or older):** Choose **“Myself”** you're 18 years old or over.
- 2 **Someone under 18:** Choose **“My child”** the test taker is younger than 18 (according to birth date).

After choosing the test taker's age group, you'll be asked to enter their information on the next page.

Important

If you choose **"My Child"** you'll need to enter the information for their legal guardian (someone 18 years old or older) in the **"About You"** section.

Step 6.2: Confirm terms & conditions

Your marketing preferences

I am happy to receive updates about products, services and events provided or organised by the British Council (including members of the wider British Council group).

Please do not send me any marketing updates.

The British Council would like to use the information you provide to send details of activities, services and events (including social events) which we think are of interest.

[+ Read full notice](#)

Our terms and conditions

I agree to the account registration [terms and conditions](#)

The British Council will use the information that you are providing in connection with processing your registration. The legal basis for processing your information is agreement with our terms and conditions of registration (contract).

[+ Read full notice](#)

.....

Save and continue

Your marketing preferences:

Please select one of the two options by clicking on the button next to your preferred option. The British Council may contact you with information about products, services, and events that may be of interest to you. You can unsubscribe from these communications at any time.

Our terms and conditions:

Please read terms and conditions carefully, then click on the checkbox next to the text if you agree to the terms and conditions, then Click on "Save and Continue" to proceed.

Step 6.3: Complete registration information

the British Council.

Please do not send me any marketing updates.

The British Council would like to use the information you provide to send details of activities, services and events (including social events) which we think are of interest.
[+ Read full notice](#)

Our terms and conditions

I agree to the account registration terms and conditions

The British Council will use the information that you are providing in connection with processing your registration. The legal basis for processing your information is agreement with our terms and conditions of registration (contract).
[+ Read full notice](#)

[Save and continue](#)

Date of birth:

12 March 1999

Sex:

Female
 Male

Your contact details

Please provide your phone number and postal address in case we need to contact you or send you any documents (e.g. your test report form).

Mobile number:

+95 123456789

I agree to receive notifications or to be contacted about my test registration to this telephone number via SMS, WhatsApp, etc.
Please note: this service might not be available in your location.

At **Your contact details**:

- Enter test takers/parents contact information (Frequently used phone numbers is preferred)
- You can leave “Postcode” blank.

Step 6.4: Check your identity card

Myanmar National Identity Card (use format 13MALN123456, do not use () and /)

Please check your identity card before you continue

It's really important that you make sure the identity card details you've told us are correct. Please check them below before proceeding.

On the test day, you will be required to bring this identity card with you.

Identity card number: **1TKNN123456**

The document doesn't have an expiry date

Issuing authority: **Taunggyi, Myanmar**

Country / territory of nationality: **Myanmar**

Please note:
If your ID details are wrong it may delay the release of your results.

I confirm these details are correct

I need to change these details

Click this button to **confirm** the information you submitted.

Click this button to **amend** the information, you submitted.

Step 6.4.1: Complete Registration for Young Adults (16 and 17-Year-Olds)

Parent/Legal Guardian email address

As you are under 18 years of age, you are required to enter the email address of a Parent/Legal guardian who can make the payment and provide details about your departure from the Test Center.

Parent/Legal Guardian email address:

Book test

Book now

The step-by-step registration process is the same as for candidates aged 18 and over with one additional field under “review your detail” requiring the email address of a parent/legal guardian, where **Action-Needed: IELTS registration** will be sent. In the email, the parent/legal guardian must complete the following points.


1. Complete an online payment for the exam (if required).
2. Review basic registration details
3. Check the payment status
4. Complete the required child collection options
5. Provide consent for your child’s personal data processing for this purpose and read the full privacy notice
6. Read the IELTS test Term & Condition and Data Protection and Privacy Policy

Step 6.4.2: The email sample of 'Action Need: IELTS' registration

- Sample of email that the guardian will receive: "**Action Needed: IELTS Registration**" to review and give their consent.
- Only then, your registration will be completed/confirmed, otherwise you will not be able to take the test.

Action Needed: IELTS Registration [Summarise](#)

BRITISH COUNCIL IELTS



Registration ref. no: A3-BU001-5-13910963

Dear Parent/Legal Guardian,

We would like to inform you that your child has been registered for the IELTS test.

To proceed, please visit the Secure Registration Page using **the link** below. On this page, you can:

- ✓ Complete an online payment for the exam (if required)
- ✓ View offline payment instructions (if applicable)
- ✓ Review basic registration details
- ✓ Check the current payment status
- ✓ Complete the required child collection options
- ✓ Provide consent for your child's personal data processing for this purpose and read the full [Privacy Notice](#)
- ✓ Read the IELTS test [Terms and Conditions](#) and [Data Protection and Privacy Policy](#)

[ACCESS THE SECURE PAGE](#)

Step 6.4.2: Complete registration for Under 18

Who are you booking the test for?

You cannot book a test for a child under the age of 11. If your child is 18 or over, please ask them to register for themselves.

Myself

My child (under 18 years old)

Choose for **My Child**

About you (we'll ask you about your child on the next page) [Change](#)

Name: Testing Myanmar

Date of birth: 12 March 1999

Your email: testtakermyanmar@gmail.com

Not your details? [Logout](#)

Your contact details

Please provide your phone number and postal address in case we need to contact you or send you any documents (e.g. your test report form).

The Information is for **Guardians**

Your child's details

About your child

Please add the details for the child taking the test:

The information is for The **Test Taker (Candidate)**

Please note:

All personal details provided on this page must match the Test Taker's identification document used for registration and presented at the test location, as these will appear on the Test Taker's Test Report Form (TRF). Once registration is complete, you may be charged a fee if you ask us to modify any of this information before we issue the TRF. Please note that no modifications can be made after the TRF has been issued.

First / given names (including middle names):
This must match the name(s) on their identification document

Minor

Surname / family name:
This must match the name(s) on their identification document

Candidate They don't have a surname / family name.

Date of birth:

1 February 2008

Sex:

Step 6.4.3: Complete registration for Under 16

On the test day

Please note:
Children aged 11 years or older are only permitted to leave test premises once parental / carer consent has been given

Do you give permission for your child to leave the test premises unaccompanied during a test break between modules and end of the test?

- Yes; I give my permission
- No; I will pick them up
- No; I want to specify somebody else who will pick them up

Save and continue

You can choose for **Candidate Pick Up on the Test Day**

Who should receive the order confirmation for this order?

- Myself
- Another Person
- A Company

VAT/NIP number:

No need to fill up **VAT/NIP Number**

Our terms and conditions

I agree to the IELTS [terms and conditions](#) and [cancellation policy](#)

The British Council will use the information that you are providing in connection with processing your registration. The legal basis for processing your information is agreement with our terms and conditions of registration (contract). [+ Read full notice](#)

Book & pay:

Pay online

Recommended payment method

Click to make **payment online**

Step 7: Review your/your child registration details

Review all your information including exam date, exam type, and test format

You are booking

IELTS Academic

<p><input type="checkbox"/> Listening, Reading & Writing IELTS on computer</p> <p>2 October 2025 13:00 - 16:00 (please arrive at 12:00)</p> <p>Change written test</p> <p>British Council Junction City 3(A), Corner of 27th Street and Bo Gyoke Road, Rangoon View on map</p>	<p><input type="checkbox"/> Speaking test Video call at the test centre</p> <p>2 October 2025 10:10 - 10:30 (please arrive at 09:40)</p> <p>Change speaking schedule</p> <p>British Council Junction City 3(A), Corner of 27th Street and Bo Gyoke Road, Rangoon View on map</p>
---	---

Notice:

You can revise your information on this page.

Your details [Change](#)

Name: [Redacted]

Date of Birth: [Redacted]

Sex: Female

Email address: [Redacted]@gmail.com

Mobile telephone number: [Redacted]

Address: [Redacted]

Your child's details [Change](#)

Name: [Redacted]

Date of Birth: [Redacted]

Sex: Male

On the test day:
Child can leave the test premises on its own

This section is for reviewing personal information of guardians and test takers (for test takers under 18).

Step 8: Complete registration by a valid card

Pay online

Payment method

Card

We accept all major credit and debit cards.



Card details

Cardholder's name

John Doe

Card details

1234 1234 1234 1234

www.britishcouncil.org.mm

Time remaining
01 hour 13 minutes 25 seconds

Here shows the time left for you to make this payment.

Your purchase

Total [blurred] USD

Order ID: A3-BU001-S-13786186

You will find the unique order ID of this online transaction.

Pay [blurred] USD

Once you confirm the payment amount, click here to pay.



Important Notes

Payment Deadline

You must complete your payment within 1 hour for computer-based exams (CD) and 24 hours for paper-based exams (PB) after registration is completed. Otherwise, your registration will be automatically cancelled.

.

Pay Online :

- Payment is made in US Dollar.
- Payment must be made at the point of online booking using a valid credit or debit card that supports international transactions (e.g., Visa, Mastercard, JCB, or any other card accepted for online payments globally).
- The British Council cannot accept payments from banks or financial institutions sanctioned by the UK or other relevant jurisdictions.
- Your bank may charge a certain amount as service charge for payment and refund processing.

Thank You!

